

Facts & Figures

POPULATION

Number of People With Disabilities

40.7 million

(12.8% of Civilian Noninstitutionalized Population)

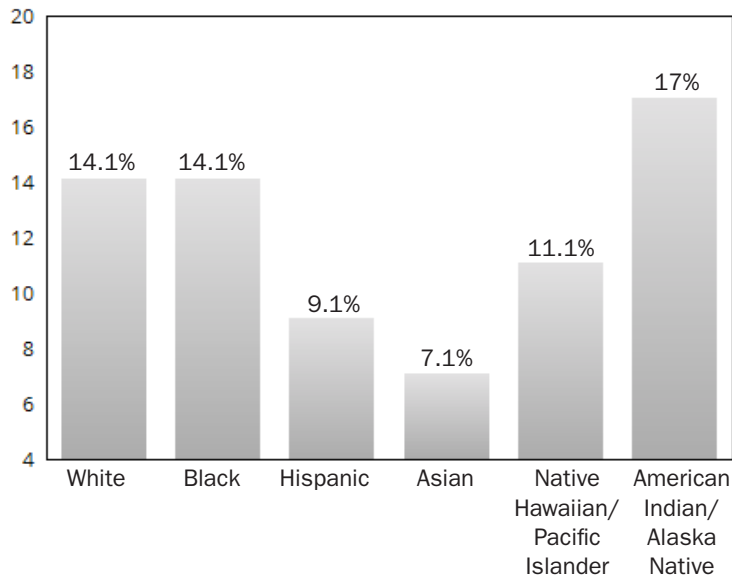
Percent of People With a Disability by Age

17 years old and under: **6.3%**

18 to 74 years old: **44.7%**

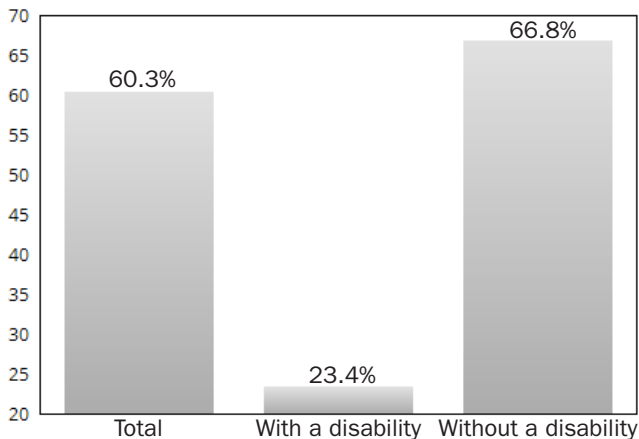
75 years old and over: **49.5%**

Percent of People With a Disability by Race



WORKFORCE

Percent of Non-Institutionalized Persons 16 and Older in the Workforce

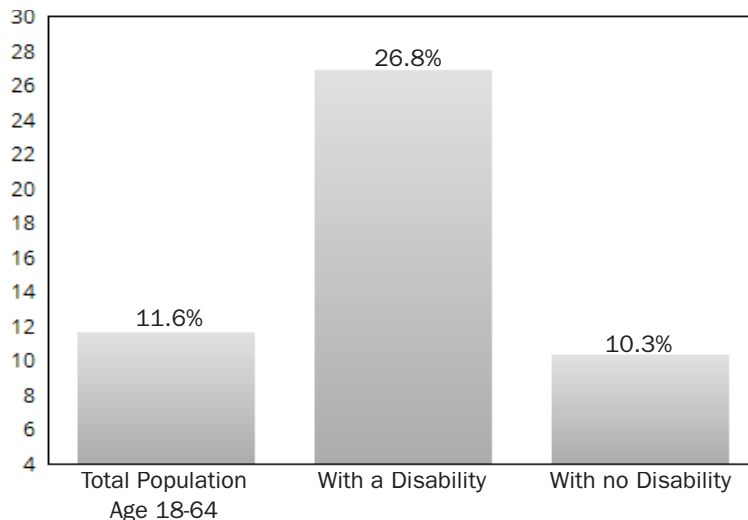


FINANCES

Median Yearly Earnings, People With a Disability, 2016: **\$22,047**

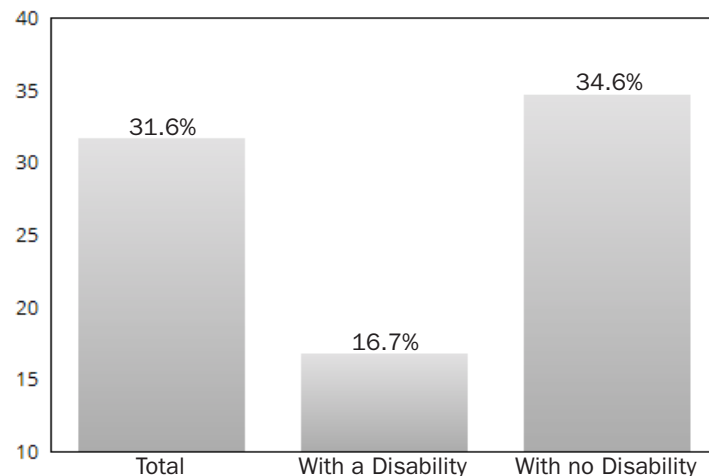
Median Yearly Earnings, People With no Disability, 2016: **\$32,479**

Percent of People in Poverty in 2016



EDUCATION

Percent of People 25 and Older with a Bachelors Degree or Higher



DIVERSITYINC TOP 50

2017 DiversityInc Top Companies for People With Disabilities

- EY
- Northrop Grumman
- Accenture
- Comcast NBCUniversal
- Prudential Financial
- PwC
- Sodexo
- Eli Lilly & Co.
- Monsanto
- Hilton Inc.
- TD Bank
- Booz Allen Hamilton