

## Facts & Figures

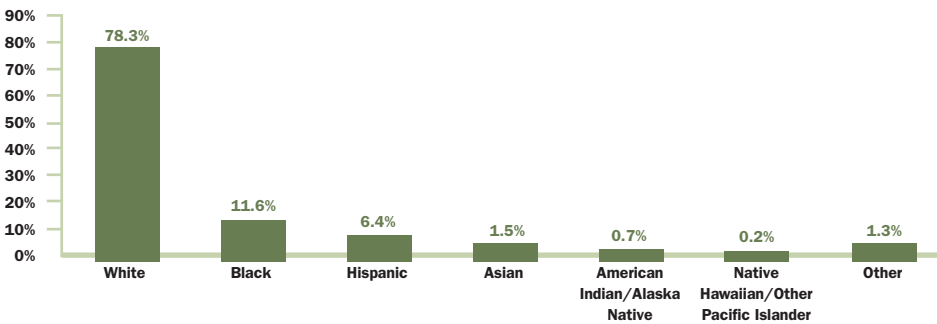
### DEMOGRAPHICS

#### Population

Total Veterans Population **18,830,450 (7.6% of total population)**

Women **1,575,887**

#### Race/Ethnicity



#### Age



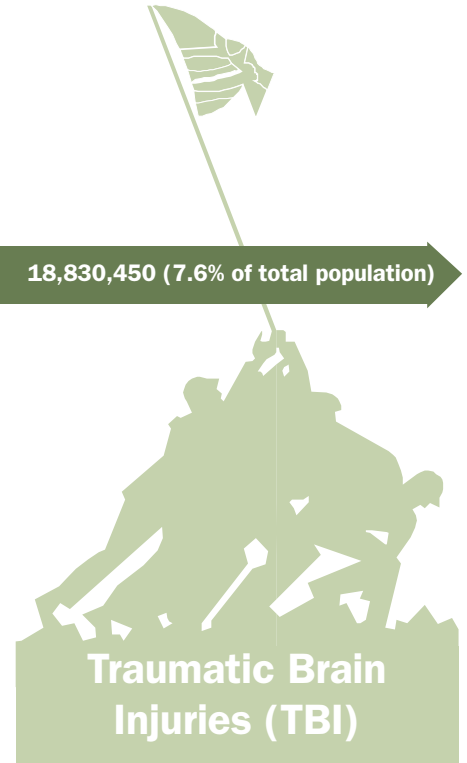
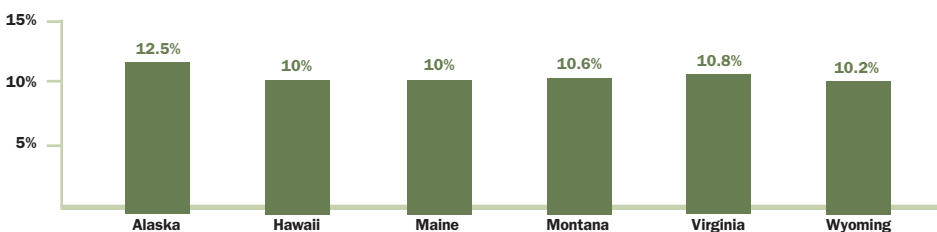
With a Disability **28.9%**  
Without a Disability **71.1%**

Has a Service-Connected Disability: **3,870,236**

#### States With More Than 1 Million Veterans



#### States With Largest Percentage of Population of Veterans



Traumatic Brain Injuries (TBI)	
2000	10,958
2001	11,619
2002	12,407
2003	12,815
2004	14,468
2005	15,530
2006	17,036
2007	23,218
2008	28,538
2009	28,958
2010	29,442
2011	32,907
2012	30,801
2013	27,646
2014	25,093
2015	22,672
2016	17,672
<b>Total</b>	<b>361,092</b>

## PERIOD OF SERVICE

Gulf War (9/2001 or later)	1,982,609
Gulf War (8/1990 to 8/2001)	2,209,040
Vietnam Era	6,251,257
Korean War	1,530,875
World War II	835,442
Pre-WWII	9,672
<b>Multiple Wars</b>	
Both Gulf Wars	1,085,142
Both Gulf Wars and Vietnam Era	61,997
Gulf War (8/1990) and Vietnam Era	288,341
Vietnam Era and Korean War	152,416
Korean War and WWII	65,704
Vietnam Era, Korean War and WWII	29,331

## EDUCATION

### 25 and older with a high school diploma

Veterans	28.6%
Total Population	27.6%

### 25 and older with some college or associate's degree

Veterans	37.1%
Total Population	28.9%

### 25 and older with a bachelor's degree or higher

Veterans	27.7%
Total Population	30.6%

## BUSINESS

Number of U.S. Businesses Owned by Veterans:

3 million

Percent of Veteran-Owned Businesses Owned by Minorities:

45%

Veterans 18 and Older in the Civilian Labor Force:

10,757,000

Percent of Labor Force Unemployed:

4.6%



## FINANCES

### Median Income

Male Veterans	\$38,978
Female Veterans	\$32,446
Nonveteran Males	\$34,168
Nonveteran Females	\$22,505
Total	\$28,385

## DIVERSITYINC 2017 TOP 15 COMPANIES FOR VETERANS

1. Northrop Grumman	6. Exelon	11. Prudential Financial
2. Boeing	7. Kaiser Permanente	12. PwC
3. First Data	8. The Hershey Company	13. Wells Fargo
4. AT&T	9. General Motors	14. Hilton Inc.
5. Southern Company	10. FCA U.S. (Fiat Chrysler Automobiles)	15. BASF