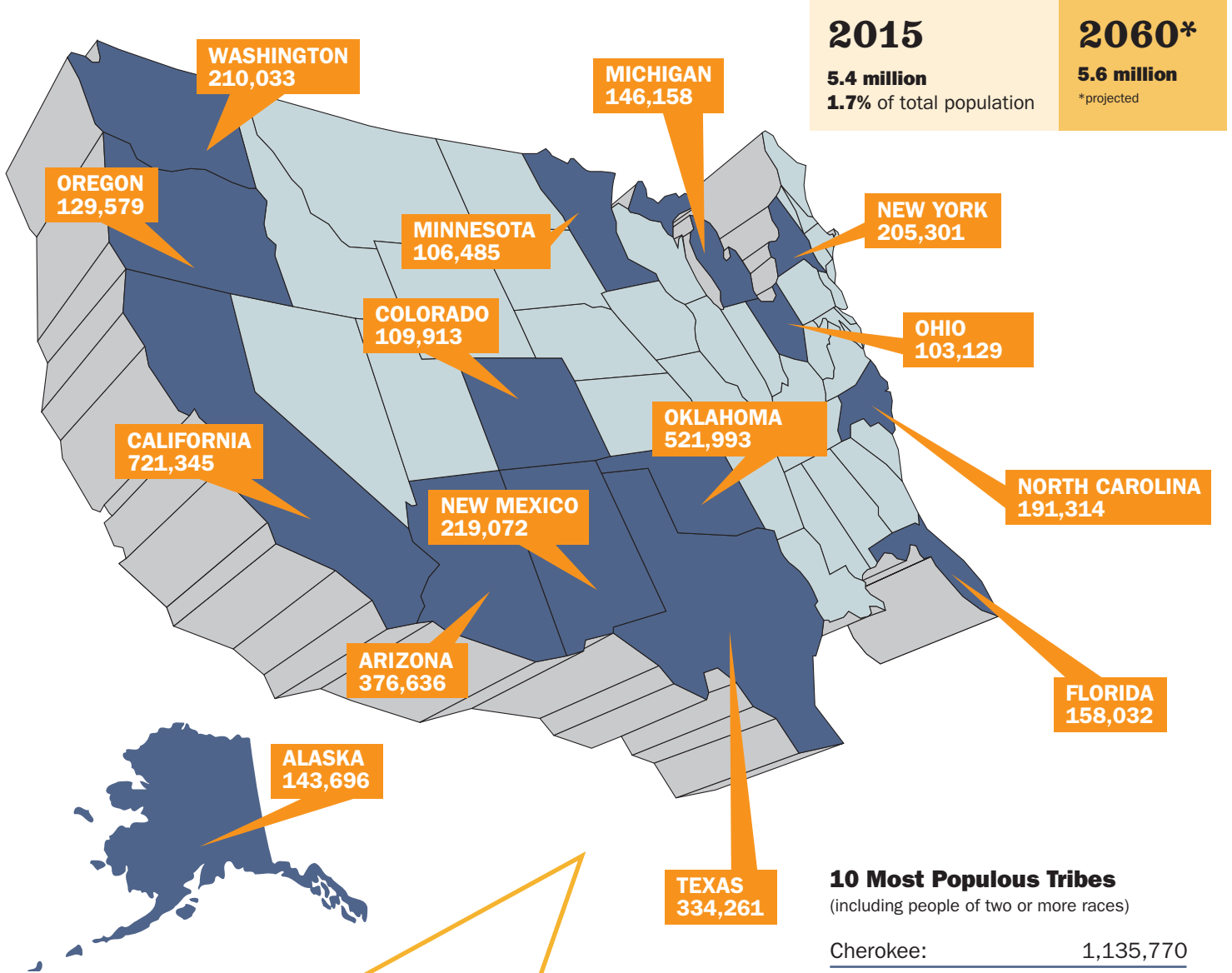


# Facts & Figures

## POPULATION



## Where Do They Live?

As of 2015 there are 15 states that have an American Indian population of 100,000 or greater.

### 10 Most Populous Tribes

(including people of two or more races)

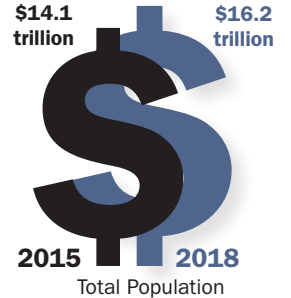
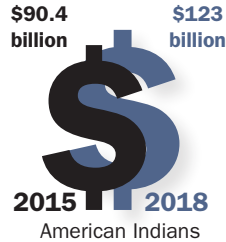

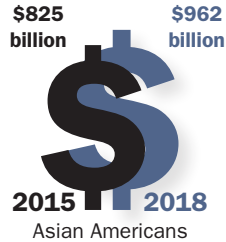

Cherokee:	1,135,770
Navajo:	390,606
Choctaw:	240,019
Sioux:	202,109
Chippewa:	201,486
Mexican American Indian:	200,167
Blackfeet:	158,584
Apache:	141,134
Iroquois:	106,211
Creek:	100,793

**Number of Federally Recognized Indian Tribes** 566

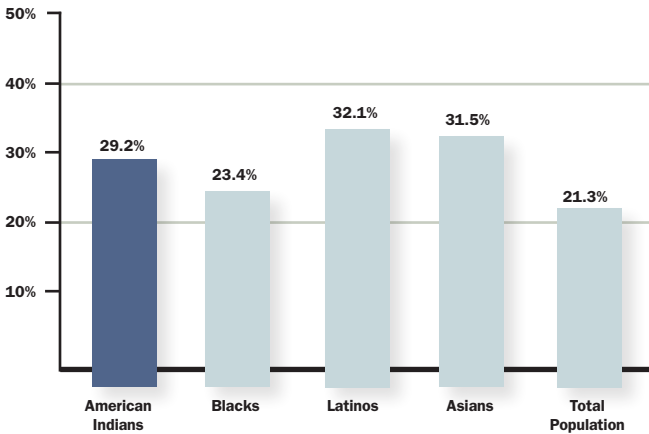
**Number of Federally Recognized Indian Reservations** 326

FINANCES

BUYING POWER



Projected Change in Buying Power (2014–2019)



Median Household Income



EDUCATION

Percentage of persons 25 to 29 years old With Selected Levels of Educational Attainment

